

Version May 1st 2011

For the selection of the matching rim parts please follow the marking of the items.

FB: Parts for flat base rims in the nominal inch value of the rim.

DB: Parts for drop base rims in the nominal inch value of the rim.

Rim centres

13" DB

Rim centre sälzer S1

Rim centre with spoke-design for 13" drop-base rim.

Rim centre turned and milled from highgrade aluminium. Excellent design due to precise machined surface.

06-011
06-011-X

Bolt circle diameter 5 x 130 mm, bores for wheel nut with shaft Ø16 mm.
Bolt circle diameter between 98 mm and 130 mm according to your information.

259,-
279,-



13" DB

Rim centre sälzer S2

Rim centre for 13" drop-base rim.

Rim centre turned and milled from highgrade aluminium. Excellent design due to precise machined surface.

06-012
06-012-X

Bolt circle diameter 5 x 130 mm, bores for wheel nut with shaft Ø16 mm.
Bolt circle diameter between 98 mm and 130 mm according to your information.

259,-
279,-



13" DB

Rim centre sälzer S3

Rim centre for 13" drop-base rim.

Rim centre turned and milled from highgrade aluminium. Excellent design due to precise machined surface.

06-013
06-013-X

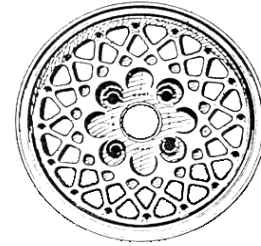
Bolt circle diameter 5 x 130 mm, bores for wheel nut with shaft Ø16 mm.
Bolt circle diameter between 98 mm and 130 mm according to your information.

259,-
279,-



13" FB **BBS rim centre E30**
14" DB Rim centre for 13" flat-base rim or 14" or 15" drop-base rim.
15" DB Colour: gold.

06-xxx Bolt circle diameter 4 x 100 mm.



280,-

13" FB **BBS rim centre E32**
14" DB Rim centre for 13" flat-base rim or 14" or 15" drop-base rim.
15" DB Weight: 2050 g. Colour: gold.

06-060 Bolt circle diameter 5 x 130 mm, bores for wheel nut with shaft Ø16 mm.



280,-


13" FB **Spiess rim centre**
14" DB Original Spiess rim centre for 13" flat-base rim or 14" or 15" drop-base rim.
15" DB Weight: 1700 g. The rim centre is not painted.

The form of the rim centre results in an 1" track extension. This has to be respected for the selection of the rim halves.

06-050 Bolt circle diameter 5 x 130 mm, bores for wheel nut with shaft Ø16 mm.

06-050-1 Bolt circle diameter 4 x 100 mm, bores for wheel nut with shaft Ø19 mm.

06-050-X Bolt circle diameter between 98 mm and 130 mm according your information.



235,50

349,-

349,-

The wheel rim centre made from alloyed aluminium has a light weight design and with this is recommended for racing use. The rim centre must only be used on cars with a max. wheel load of 300 kg.

Rim halves

13" FB



13" BBS flat-base rim half

13" flat-base rim half, 16 hole.
Inner and outer rim half. Polished surface. Without bore for valve.
Rim parts with hump. Contact surface of the tire sandblasted.

06-113-20	13" flat-base rim half, 2,0" width, weight: 0,78 kg.	93,-
06-113-25	13" flat-base rim half, 2,5" width, weight: 0,93 kg.	93,-
06-113-30	13" flat-base rim half, 3,0" width, weight: 0,95 kg.	101,-
06-113-35	13" flat-base rim half, 3,5" width, weight: 1,04 kg.	106,-
06-113-40	13" flat-base rim half, 4,0" width, weight: 1,22 kg.	113,-
06-113-45	13" flat-base rim half, 4,5" width, weight: 1,29 kg.	117,-
06-113-50	13" flat-base rim half, 5,0" width, weight: 1,40 kg.	120,-
06-113-55	13" flat-base rim half, 5,5" width, weight: 1,50 kg.	127,-
06-113-60	13" flat-base rim half, 6,0" width, weight: 1,52 kg.	134,-
06-113-65	13" flat-base rim half, 6,5" width, weight: 1,66 kg.	142,-
06-113-70	13" flat-base rim half, 7,0" width, weight: 1,64 kg.	150,-



13" flat-base rim halves up to 10" width on request.

13" DB



13" BBS drop base rim half, outside

13" drop base rim half, 12 hole.
Outer rim half. Polished surface. With bore for valve.
Rim parts with hump. Contact surface of the tire sandblasted.

06-113-TA-15	13" drop base rim half outside, 1,5" width	95,-
06-113-TA-20	13" drop base rim half outside, 2,0" width	95,-
06-113-TA-25	13" drop base rim half outside, 2,5" width	95,-
06-113-TA-30	13" drop base rim half outside, 3,0" width	105,-
06-113-TA-35	13" drop base rim half outside, 3,5" width	105,-
06-113-TA-40	13" drop base rim half outside, 4,0" width	116,-
06-113-TA-45	13" drop base rim half outside, 4,5" width	116,-
06-113-TA-50	13" drop base rim half outside, 5,0" width	123,-
06-113-TA-55	13" drop base rim half outside, 5,5" width	123,-
06-113-TA-60	13" drop base rim half outside, 6,0" width	138,-
06-113-TA-65	13" drop base rim half outside, 6,5" width	138,-
06-113-TA-70	13" drop base rim half outside, 7,0" width	154,-
06-113-TA-75	13" drop base rim half outside, 7,5" width	154,-



13" DB



13" BBS drop base rim half, inside

13" drop base rim half, 12 hole.
Inner rim half. Blank surface. Without bore for valve.
Rim parts with hump. Contact surface of the tire sandblasted.

06-113-TI-30	13" drop base rim half inside, 3,0" width	92,-
06-113-TI-35	13" drop base rim half inside, 3,5" width	100,-
06-113-TI-40	13" drop base rim half inside, 4,0" width	105,-
06-113-TI-45	13" drop base rim half inside, 4,5" width	108,-
06-113-TI-50	13" drop base rim half inside, 5,0" width	113,-
06-113-TI-55	13" drop base rim half inside, 5,5" width	119,-
06-113-TI-60	13" drop base rim half inside, 6,0" width	127,-
06-113-TI-65	13" drop base rim half inside, 6,5" width	133,-
06-113-TI-70	13" drop base rim half inside, 7,0" width	141,-



13" drop base rim halves up to 10" width on request.

14" DB



14" BBS drop base rim half, outside

14" drop base rim half, 16 hole.
Outer rim half. Polished surface. With bore for valve.
Rim parts with hump. Contact surface of the tire sandblasted.

06-114-TA-20	14" drop base rim half outside, 2,0" width	83,-
06-114-TA-25	14" drop base rim half outside, 2,5" width	83,-
06-114-TA-30	14" drop base rim half outside, 3,0" width	86,-
06-114-TA-35	14" drop base rim half outside, 3,5" width	92,-
06-114-TA-40	14" drop base rim half outside, 4,0" width	95,-
06-114-TA-45	14" drop base rim half outside, 4,5" width	101,-
06-114-TA-50	14" drop base rim half outside, 5,0" width	104,-
06-114-TA-55	14" drop base rim half outside, 5,5" width	110,-
06-114-TA-60	14" drop base rim half outside, 6,0" width	114,-
06-114-TA-65	14" drop base rim half outside, 6,5" width	121,-

14" DB



14" BBS drop base rim half, inside

14" drop base rim half, 16 hole.
Inner rim half. Blank surface. Without bore for valve.
Rim parts with hump. Contact surface of the tire sandblasted.

06-114-TI-30	14" drop base rim half inside, 3,0" width	79,-
06-114-TI-35	14" drop base rim half inside, 3,5" width	88,-
06-114-TI-40	14" drop base rim half inside, 4,0" width	92,-
06-114-TI-45	14" drop base rim half inside, 4,5" width	97,-
06-114-TI-50	14" drop base rim half inside, 5,0" width	101,-
06-114-TI-55	14" drop base rim half inside, 5,5" width	107,-
06-114-TI-60	14" drop base rim half inside, 6,0" width	111,-
06-114-TI-65	14" drop base rim half inside, 6,5" width	118,-
06-114-TI-70	14" drop base rim half inside, 7,0" width	125,-
06-114-TI-75	14" drop base rim half inside, 7,5" width	135,-

15" FB



15" BBS flat base rim half, outside

15" flat base rim half, 20 hole.
Outer rim half. Polished surface. With bore for valve.
Rim parts with hump. Contact surface of the tire sandblasted.

06-115-FA-20	15" flat-base rim half outside, 2,0" width	114,-
06-115-FA-25	15" flat-base rim half outside, 2,5" width	118,-
06-115-FA-30	15" flat-base rim half outside, 3,0" width	121,-
06-115-FA-35	15" flat-base rim half outside, 3,5" width	128,-
06-115-FA-40	15" flat-base rim half outside, 4,0" width	133,-
06-115-FA-45	15" flat-base rim half outside, 4,5" width	141,-
06-115-FA-50	15" flat-base rim half outside, 5,0" width	149,-
06-115-FA-55	15" flat-base rim half outside, 5,5" width	156,-
06-115-FA-60	15" flat-base rim half outside, 6,0" width	163,-
06-115-FA-65	15" flat-base rim half outside, 6,5" width	171,-
06-115-FA-70	15" flat-base rim half outside, 7,0" width	184,-

15" flat-base rim half outside up to 10" width on request.

15" FB



15" BBS flat base rim half, inside

15" flat base rim half, 20 hole.
Inner rim half. Polished surface. Without bore for valve.
Rim parts with hump. Contact surface of the tire sandblasted.

06-115-FI-20	15" flat-base rim half inside, 2,0" width	114,-
06-115-FI-25	15" flat-base rim half inside, 2,5" width	118,-
06-115-FI-30	15" flat-base rim half inside, 3,0" width	121,-
06-115-FI-35	15" flat-base rim half inside, 3,5" width	128,-
06-115-FI-40	15" flat-base rim half inside, 4,0" width	133,-
06-115-FI-45	15" flat-base rim half inside, 4,5" width	141,-
06-115-FI-50	15" flat-base rim half inside, 5,0" width	149,-
06-115-FI-55	15" flat-base rim half inside, 5,5" width	156,-
06-115-FI-60	15" flat-base rim half inside, 6,0" width	163,-
06-115-FI-65	15" flat-base rim half inside, 6,5" width	171,-
06-115-FI-70	15" flat-base rim half inside, 7,0" width	184,-

15" flat-base rim half inside up to 10" width on request.

15" DB



15" BBS drop base rim half, outside

15" drop base rim half, 16 hole.
Outer rim half. Polished surface. With bore for valve.
Rim parts with hump. Contact surface of the tire sandblasted.

06-115-TA-00	15" drop base rim half outside, 0,0" breit	117,-
06-115-TA-05	15" drop base rim half outside, 0,5" breit	117,-
06-115-TA-10	15" drop base rim half outside, 1,0" breit	117,-
06-115-TA-15	15" drop base rim half outside, 1,5" breit	117,-
06-115-TA-20	15" drop base rim half outside, 2,0" breit	106,-
06-115-TA-25	15" drop base rim half outside, 2,5" breit	109,-
06-115-TA-30	15" drop base rim half outside, 3,0" breit	109,-
06-115-TA-35	15" drop base rim half outside, 3,5" breit	118,-
06-115-TA-40	15" drop base rim half outside, 4,0" breit	125,-
06-115-TA-45	15" drop base rim half outside, 4,5" breit	131,-
06-115-TA-50	15" drop base rim half outside, 5,0" breit	138,-
06-115-TA-55	15" drop base rim half outside, 5,5" breit	145,-
06-115-TA-60	15" drop base rim half outside, 6,0" breit	151,-
06-115-TA-65	15" drop base rim half outside, 6,5" breit	158,-
06-115-TA-70	15" drop base rim half outside, 7,0" breit	171,-

15" drop base rim half outside up to 12" width on request.

15" DB



15" BBS drop base rim half, inside

15" drop base rim half, 16 hole.
Inner rim half. Blank surface. Without bore for valve.
Rim parts with hump. Contact surface of the tire sandblasted.

06-115-TI-30	15" drop base rim half inside, 3,0" width	111,-
06-115-TI-35	15" drop base rim half inside, 3,5" width	117,-
06-115-TI-40	15" drop base rim half inside, 4,0" width	121,-
06-115-TI-45	15" drop base rim half inside, 4,5" width	126,-
06-115-TI-50	15" drop base rim half inside, 5,0" width	134,-
06-115-TI-55	15" drop base rim half inside, 5,5" width	142,-
06-115-TI-60	15" drop base rim half inside, 6,0" width	144,-
06-115-TI-65	15" drop base rim half inside, 6,5" width	156,-
06-115-TI-70	15" drop base rim half inside, 7,0" width	167,-

15" drop base rim half inside up to 11,5" width on request.

Seals

Seal ring for three piece rims

Aluminium ring with special designed seal on the outer diameter.

06-200-12	Aluminium ring for 13" drop base rims. Aluminium ring, 12 hole.	26,-
06-200-16	Aluminium ring for 13" flat-base and 14" and 15" drop base rims. Aluminium ring, 16 hole.	33,50
06-200-20	Aluminium ring for 15" flat-base and 16" and 17" drop base rims. Aluminium ring, 20 hole.	40,50

The ring will be assembled between the rim halves as a seal. No liquid sealant must be used for the assembly.



Seal for aluminium ring

06-200-12-1	Single seal as spare for aluminium ring 06-200-12.	7,-
06-200-16-1	Single seal as spare for aluminium ring 06-200-16.	7,50
06-200-20-1	Single seal as spare for aluminium ring 06-200-20.	8,50

It is recommended to replace this seal at each assembly! The rubber seal has to be assembled to the aluminium ring without glueing.






O-ring for aluminium seal

06-201-1	O-ring to glue on both sides of aluminium seal ring. Old BBS design. O-Ring for 13" flat-base, 14" or 15" drop base seal ring. For groove diameter 300 mm.	2 pieces	9,50
----------	---------------------------------------------------------------------------------------------------------------------------------------------------------------	----------	------

Screws

06-910	Mounting parts for three piece rim Spiess Set of screws, washers and nuts to mount the rim halves and the rim centre. Set for one rim, 16 pieces, high strength screws, selflocking nuts, washers.	Set	12,-
Mounting parts for three piece rim BBS			
06-911-12	Set of screws, washers and nuts to mount the rim halves to the BBS rim centre. Set for one rim, 12 pieces, high strength screws, selflocking nuts, washers. for 13" drop base rims.	Set	9,-
06-911-16	Set for one rim, 16 pieces, high strength screws, selflocking nuts, washers. for 13" flat-base and 14" and 15" drop base rims.	Set	12,-
06-911-20	Set for one rim, 20 pieces, high strength screws, selflocking nuts, washers. for 15" flat-base and 16" and 17" drop base rims.	Set	15,-

Valves

06-210	Aluminium valve for BBS classic rim Light weight aluminium valve to screw to the BBS rim half. Valve for bore diameter 11 mm.		7,50
			
06-211	Aluminium plug for valve hole The aluminium plug with rubber seal and hexagon nut locks a non used valve hole in the rim. For bore diameter 11 mm.		8,-
06-239	Valve for small rim halves Small valve for Ø8 mm bore diameter. <i>The valve can be assembled on a small rim half. Minimum distance of the bore centre to the rim centre 7 mm.</i>		8,-
06-240	Inside valve Inside valve with flat cap. Set includes four valves and adapter for air fill. Valve for bore diameter 11 mm. <i>For best rim design and easier cleaning of the rim. The valves will be filled with a separate adapter.</i>		Set 29,-
06-242	Rubber valve, chromed Short rubber valve with chromed casing and cap. For bore diameter 11 mm. Length of valve 20 mm. <i>The rubber valve can also be assembled without the chromed parts and a plastic cap.</i>		4,-

06-244	<p>Valve extension, 90° offset Valve extension with 90° offset to be screwed on a standard valve. Additional height from the top of the standard valve: 18 mm. Length of the valve (sidewise): 36 mm.</p> <p><i>The valve extension can be assembled to a standard valve, that is assembled to the inner rim half (i.e. on Spiess rims with 2" halves outboard side). The valve can be handled through the rim centre from the outside of the rim. The clearance to the brake system components has to be checked.</i></p>	7,50
--------	-----------------------------------------------------------------------------------------------------------------------------------------------------------------------------------------------------------------------------------------------------------------------------------------------------------------------------------------------------------------------------------------------------------------------------------------------------------------------------------------------------------------------------------------------------------------------------	------



06-212	<p>Drilling of valve hole Drilling of a valve hole to a non drilled rim half.</p>	5,-
--------	---------------------------------------------------------------------------------------------------------------	-----

Wheel nuts

<p>Wheel nut for rim centre Shouldered wheel nut for Spiess- or BBS rim centre. Including washer. Black galvanized.</p>		
06-061	Shouldered nut M10x1, shaft Ø16 mm, wrench size 19, washer Ø24.	6,50
06-062	Shouldered nut M12x1,5, shaft Ø19 mm, wrench size 22, washer Ø29.	
<p><i>The separate washer protects the wheel rim centre against scratches from the nut shoulder when tightening and loosening the wheel nut.</i></p>		7,-



Tools

23-061	<p>Assembly tool for three piece rim Tool for easy assembly of three piece rims. Assembly rods, length 400 mm. Made from stainless steel.</p> <p><i>The parts of a three piece rim have to be put up the assembly rods so that the connecting screws can easily be mounted. Set consisting of three assembly rods.</i></p>	12,50
--------	-----------------------------------------------------------------------------------------------------------------------------------------------------------------------------------------------------------------------------------------------------------------------------------------------------------------------------------------------------------------------------	-------

Note:
 Please respect that text, layout and pictures of this catalogue are protected by copyright and are notarized. Any publication or use without our explicit consent we regrettably have to forbid.